



The Henley Passport Index is the original and most authoritative ranking of all the world's passports according to the number of destinations their holders can access without a prior visa. The index includes 199 passports and 227 travel destinations, giving users the most extensive and reliable information about their global access and mobility.

With historical data spanning 16 years and regularly updated expert analysis on the latest shifts in passport power, the index is an invaluable resource for global citizens and the standard reference tool for government policy in this field.

Powered by
International Air Transport Association



Robust, reliable, and accurate

The ranking is based on exclusive data from the [International Air Transport Association \(IATA\)](https://www.iata.org/), which maintains the world’s largest and most accurate database of travel information, and is enhanced by the *Henley & Partners* Research Department.

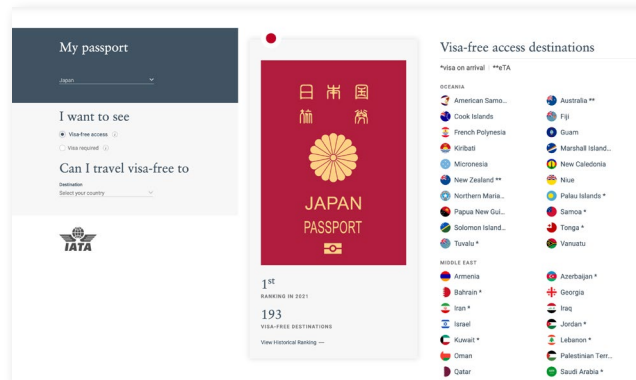
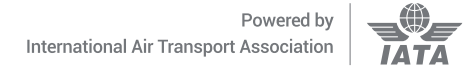
The index’s scoring system was developed to give users a nuanced, practical, and reliable overview of their passport’s power. Each passport is scored on the total number of destinations that the holder can access visa-free. For each travel destination, if no visa is required, then a score of 1 is allocated for that passport. This also applies if passport holders can obtain a visa on arrival, a visitor’s permit, or an electronic travel authority (ETA) upon entry.

Where a visa is required, or where a passport holder must apply for a government-approved electronic visa (e-Visa) before departure, a score of 0 is assigned. The same applies if they need pre-departure approval for a visa on arrival.

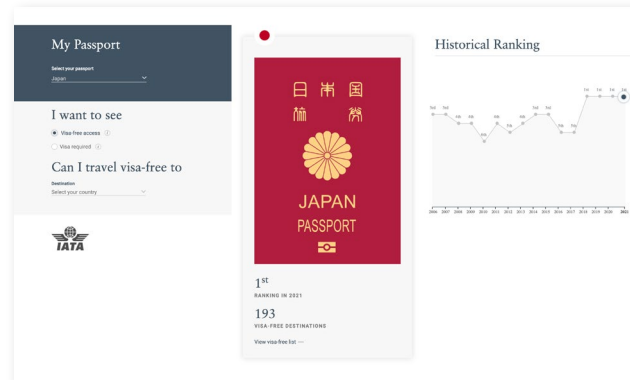
Explore the world

As well as discovering the strength of your own passport, www.henleyglobal.com/passport-index allows you to compare your passport to others, find out the differences in visa-free access, and see where your passport ranks regionally and globally.

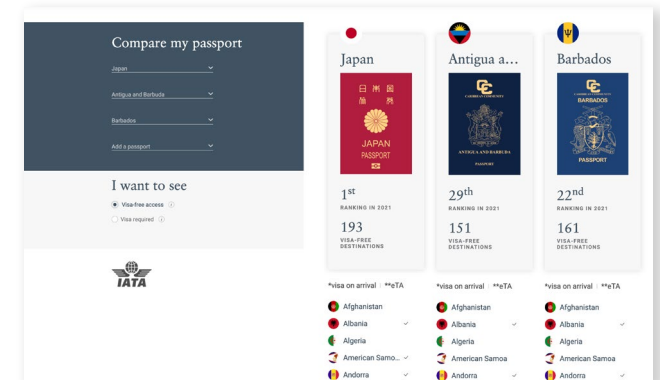
www.henleyglobal.com/passport-index also gives you access to 16 years’ worth of historical data, so you can see how the strength of your passport has changed over the years and view the top climbers and fallers on the index.



Find out where you can travel visa-free



View your passport’s ranking over 16 years



Compare your passport power

Rank	Passport	Visa-free score
1	Japan	193
2	Singapore	192
3	Germany	191
	South Korea	
4	Finland	190
	Italy	
	Luxembourg	
	Spain	
5	Austria	189
	Denmark	
6	France	188
	Ireland	
	Netherlands	
	Portugal	
	Sweden	
7	Belgium	187
	New Zealand	
	Switzerland	
	United Kingdom	
	United States	
8	Czech Republic	186
	Greece	
	Malta	
	Norway	
9	Australia	185
	Canada	
10	Hungary	184
11	Lithuania	183
	Poland	
	Slovakia	
12	Estonia	182
	Iceland	
	Latvia	
	Slovenia	
13	Liechtenstein	179
	Malaysia	
14	Cyprus	176
15	Monaco	175
	United Arab Emirates	
16	Bulgaria	174
	Chile	
	Romania	
17	Croatia	173
18	Hong Kong (SAR China)	171
19	Argentina	170
	Brazil	
20	Andorra	169
	San Marino	
21	Brunei	166
22	Barbados	161
23	Israel	159
	Mexico	
24	St. Kitts and Nevis	157
25	Bahamas	155
26	Vatican City	154
27	Uruguay	153
28	Seychelles	152
29	Antigua and Barbuda	151
	St. Vincent and the Grenadines	
30	Costa Rica	150
	Trinidad and Tobago	
31	Mauritius	146
	St. Lucia	
	Taiwan (Chinese Taipei)	
32	Macao (SAR China)	145
33	Grenada	144
34	Dominica	143
35	Panama	142
36	Paraguay	141
37	Ukraine	137
38	Serbia	136
39	Peru	135
	Vanuatu	
40	El Salvador	134
41	Guatemala	133
	Honduras	
42	Samoa	131
	Solomon Islands	
43	Colombia	130
	Venezuela	
44	Tonga	129
45	Nicaragua	127
	Tuvalu	
46	North Macedonia	126
47	Montenegro	124
48	Kiribati	123
	Marshall Islands	
49	Moldova	121
50	Palau Islands	120
51	Russian Federation	119
52	Micronesia	118
53	Bosnia and Herzegovina	117
54	Georgia	116
55	Albania	115
56	Turkey	111
57	South Africa	102
58	Belize	101
59	Qatar	97
60	Kuwait	96
61	Timor-Leste	94
62	Ecuador	92
63	Nauru	89
64	Fiji	88
65	Guyana	87
	Maldives	
66	Botswana	86
67	Jamaica	85
68	Bahrain	83
69	Papua New Guinea	82
70	Oman	80
71	Bolivia	79
	Saudi Arabia	
	Thailand	
72	China	78
	Namibia	
	Suriname	
73	Belarus	77
	Lesotho	
74	Kazakhstan	75
75	eSwatini	74
76	Malawi	73
77	Indonesia	72
	Kenya	
	Tanzania	
78	Tunisia	71
	Zambia	
79	Dominican Republic	70
80	Azerbaijan	68
	The Gambia	
81	Cape Verde Islands	67
	Uganda	
82	Philippines	66
83	Zimbabwe	65
84	Armenia	64
	Cuba	
	Ghana	
	Morocco	
85	Kyrgyzstan	63
	Mozambique	
	Sierra Leone	
86	Benin	62
	Mongolia	
87	Rwanda	61
	Sao Tome and Principe	
88	Mauritania	60
89	Burkina Faso	59
90	Gabon	58
	India	
	Tajikistan	
91	Cote d'Ivoire	57
	Uzbekistan	
92	Equatorial Guinea	56
	Madagascar	
	Senegal	
93	Guinea	55
	Togo	
94	Cambodia	54
	Chad	
	Comoro Islands	
	Mali	
	Niger	
	Vietnam	
95	Algeria	53
	Bhutan	
	Central African Republic	
	Guinea-Bissau	
	Turkmenistan	
96	Angola	51
	Burundi	
	Egypt	
	Jordan	
97	Cameroon	50
	Laos	
	Liberia	
98	Congo (Rep.)	49
	Haiti	
99	Djibouti	48
100	Myanmar	47
101	Nigeria	46
102	Ethiopia	45
103	South Sudan	44
104	Congo (Dem. Rep.)	43
	Eritrea	
105	Iran	42
	Sri Lanka	
106	Bangladesh	41
	Lebanon	
	Sudan	
107	Kosovo	40
	Libya	
108	North Korea	39
109	Nepal	38
110	Palestinian Territory	37
111	Somalia	34
112	Yemen	33
113	Pakistan	32
114	Syria	29
115	Iraq	28
116	Afghanistan	26

The information provided here reflects the 2021 Henley Passport Index ranking on 6 July 2021, and in certain instances, coronavirus-related travel bans may take precedence over the visa information recorded here.

Residence- and citizenship-by-investment programs enable nations to grant residence or citizenship rights to individuals in exchange for a substantial investment.

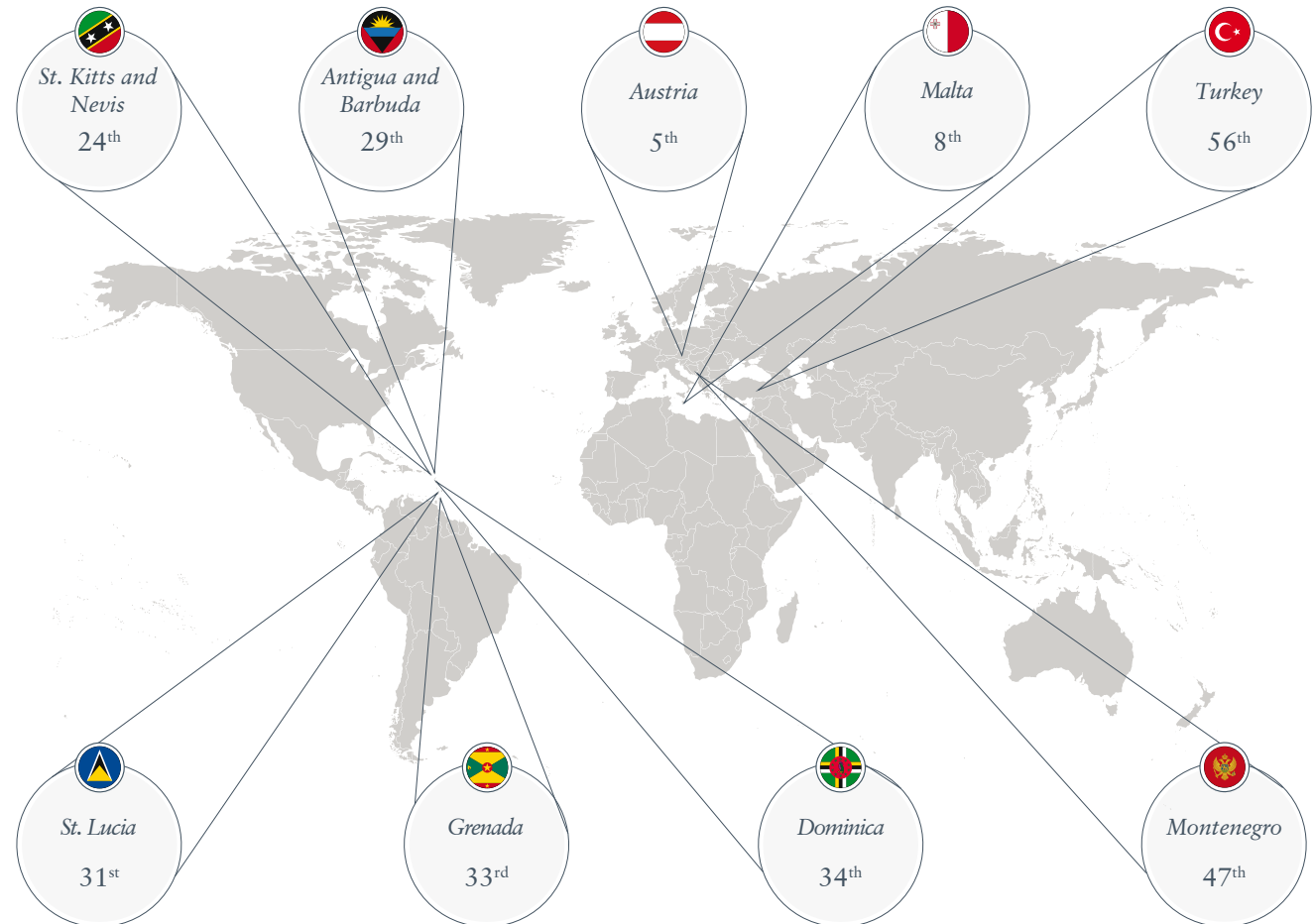
Citizenship-by-investment refers to the process whereby qualified and carefully vetted candidates are granted full citizenship in exchange for their significant economic contribution to the passport-issuing state.

Residence-by-investment refers to a similar process, but candidates in this case are granted temporary residence, which can be extended to permanent residence or, in some cases, citizenship at a later stage.

For individuals, the key benefits of holding an alternative passport include expanded travel mobility, access to business and educational opportunities on a global scale, ease of asset diversification, and improved safety and security in a rapidly changing world.

For host countries, the foreign direct investment secured through investment migration programs creates both sovereign and societal value. Debt-free liquidity is injected into the economy, resulting in additional capital flows both to the public sector — encouraging fiscal autonomy, diversifying the economy, and creating employment opportunities — and to the private sector, in the form of investments in existing enterprises, infrastructure, start-ups, and real estate.

There are now residence- and citizenship-by-investment programs in nearly 100 countries around the world, including 60% of EU member states.



The passport rankings of the top citizenship-by-investment programs

The information provided here reflects the 2021 Henley Passport Index ranking on 6 July 2021, and in certain instances, coronavirus-related travel bans may take precedence over the visa information recorded here.

Austria



Rank: 5th

EUR 3 million

189 destinations

Including Canada, Hong Kong, Japan, Singapore, the UAE, the UK, the USA, and Europe's Schengen Area

Malta



Rank: 8th

EUR 738,000

186 destinations

Including Canada, Hong Kong, Japan, Singapore, the UAE, the UK, the USA, and Europe's Schengen Area

St. Kitts and Nevis



Rank: 24th

USD 150,000

157 destinations

Including Hong Kong, Russia, Singapore, the UK, and Europe's Schengen Area

Antigua and Barbuda



Rank: 29th

USD 100,000

151 destinations

Including Hong Kong, Singapore, the UK, and Europe's Schengen Area

St. Lucia



Rank: 31st

USD 100,000

146 destinations

Including Hong Kong, Singapore, the UK, and Europe's Schengen Area

Grenada



Rank: 33rd

USD 150,000

144 destinations

Including China, Hong Kong, Singapore, the UK, and Europe's Schengen Area

Dominica



Rank: 34th

USD 100,000

143 destinations

Including Hong Kong, Singapore, the UK, and Europe's Schengen Area

Montenegro



Rank: 47th

EUR 350,000

124 destinations

Including Hong Kong, Singapore, the UAE, and Europe's Schengen Area

Turkey



Rank: 56th

USD 250,000

111 destinations

Including Hong Kong, Japan, and Singapore

The information provided here reflects the 2021 Henley Passport Index ranking on 6 July 2021, and in certain instances, coronavirus-related travel bans may take precedence over the visa information recorded here.

*The amounts listed above are the minimum investment required and are subject to change without notice, based on price fluctuations implemented by the governments of the respective program countries.

Henley & Partners is the global leader in residence and citizenship planning. Each year, hundreds of wealthy individuals and their advisors rely on our expertise and experience in this area. The firm's highly qualified professionals work together as one team in over 30 offices worldwide.

The concept of residence and citizenship planning was created by *Henley & Partners* in the 1990s. As globalization has expanded, residence and citizenship have become topics of significant interest among the increasing number of internationally mobile entrepreneurs and investors whom we proudly serve every day.

The firm also runs a leading government advisory practice that has raised more than USD 10 billion in foreign direct investment. Trusted by governments, the firm has been involved in strategic consulting and in the design, set-up, and operation of the world's most successful residence and citizenship programs.

Contact your nearest global office for a free private consultation today.

Antigua and Barbuda
+1 514 288 1997
antigua@henleyglobal.com

Australia
+61 3 8680 2525
australia@henleyglobal.com

Austria
+43 1 361 6110
austria@henleyglobal.com

Canada
+1 514 288 1997
canada@henleyglobal.com

China
+8621 6137 3213
china@henleyglobal.com

Cyprus
+357 2531 1844
cyprus@henleyglobal.com

Dubai (UAE)
+971 4 392 77 22
dubai@henleyglobal.com

Grenada
+1 514 288 1997
grenada@henleyglobal.com

Hong Kong
+852 3101 4100
hongkong@henleyglobal.com

India
+9122 6110 0780
india@henleyglobal.com

Latvia
+371 66 05 10 09
latvia@henleyglobal.com

Malaysia
+603 2731 9340
malaysia@henleyglobal.com

Malta
+356 2138 7400
malta@henleyglobal.com

Montenegro
+382 20 674 074
montenegro@henleyglobal.com

Nigeria
+234 14 489 277
nigeria@henleyglobal.com

Philippines
+63 2 8669 2771
philippines@henleyglobal.com

Portugal
+351 213 970 977
portugal@henleyglobal.com

Singapore
+65 6438 7117
singapore@henleyglobal.com

South Africa
+27 21 850 0524
southafrica@henleyglobal.com

South Korea
+82 2 2008 4664
korea@henleyglobal.com

St. Kitts and Nevis
+1 514 288 1997
stkitts@henleyglobal.com

St. Lucia
+1 514 288 1997
stlucia@henleyglobal.com

Switzerland
+41 44 266 22 22
switzerland@henleyglobal.com

Thailand
+662 041 4628
thailand@henleyglobal.com

United Kingdom
+44 207 823 10 10
uk@henleyglobal.com

Vietnam
+84 28 3827 1797
vietnam@henleyglobal.com

www.henleyglobal.com/passport-index